

# Fado Vianinha em Sol

Professor Ricardo Mata  
Curso de Guitarra Portuguesa

Guitarra Portuguesa

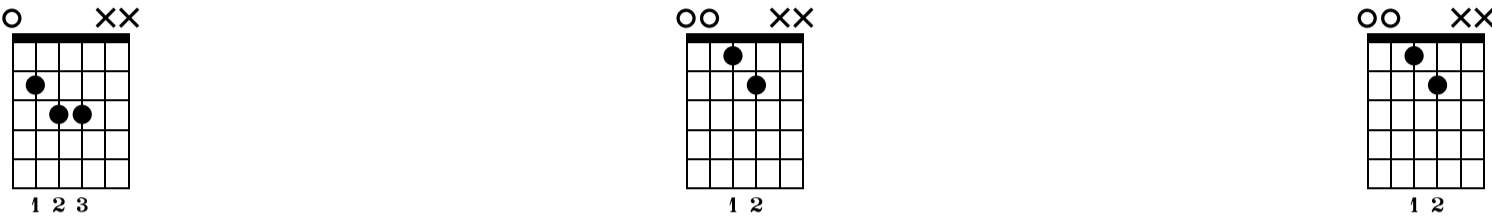
① = A ④ = A

② = G ⑤ = G


③ = D ⑥ = C

♩ = 120

**F/C** **C7** **C7**

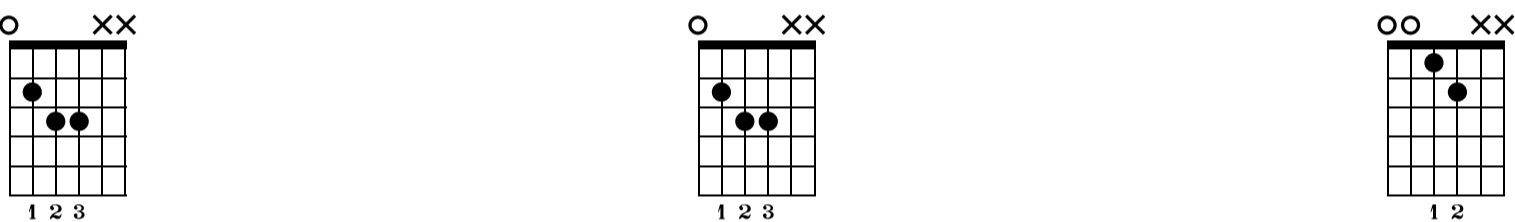


1 2 3 1 2 1 2




n.guit.  
TAB 3 3 3 3 3 2 2 1 2 1 2 2 2 1 2 1 2

**F/C** **F/C** **C7**

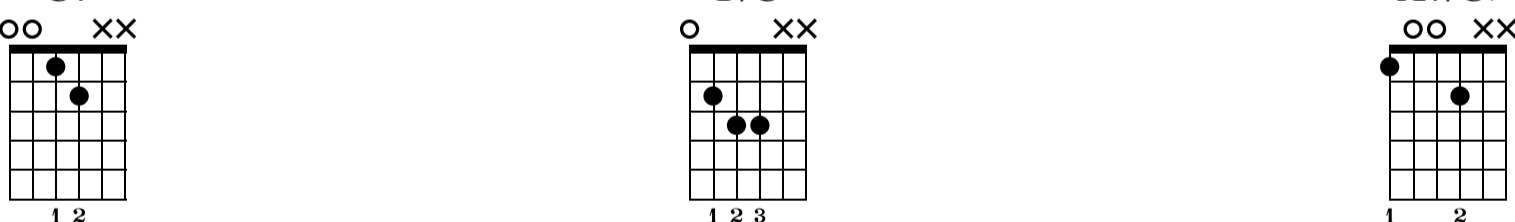


1 2 3 1 2 3 1 2




TAB 3 3 3 3 3 3 3 3 2 2 1 2 1 2

**C7** **F/C** **A7/C#**

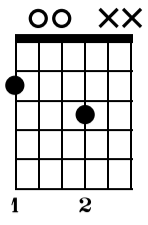


1 2 1 2 3 1 2

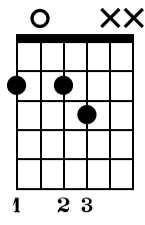


TAB 2 2 1 2 1 2 3 3 3 3 2 2 0 2 0 2

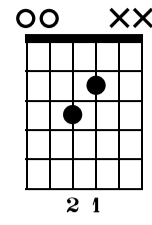
**Dmadd11**



**G7/D**

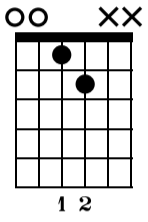


**C**

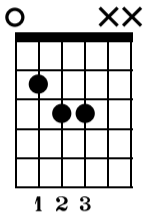


Musical notation for measures 10-12. Measure 10: Treble clef, key signature of one sharp (F#), starting on the 10th fret. TAB: 2 3 0 3 0 3. Measure 11: Treble clef, key signature of one sharp (F#), starting on the 11th fret. TAB: 2 3 0 2 3 3. Measure 12: Treble clef, key signature of one sharp (F#), starting on the 12th fret. TAB: 0 2 2 3 2 3.

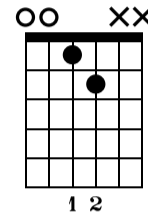
**C7**



**F/C**

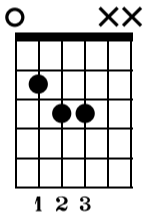


**C7**



Musical notation for measures 13-15. Measure 13: Treble clef, key signature of one sharp (F#), starting on the 13th fret. TAB: 0 2 2 1 2 2. Measure 14: Treble clef, key signature of one sharp (F#), starting on the 14th fret. TAB: 0 3 3 2 3 3. Measure 15: Treble clef, key signature of one sharp (F#), starting on the 15th fret. TAB: 0 2 2 1 2 2.

**F/C**



Musical notation for measure 16. Treble clef, key signature of one sharp (F#), starting on the 16th fret. TAB: 0 3 2 3 2 3.